

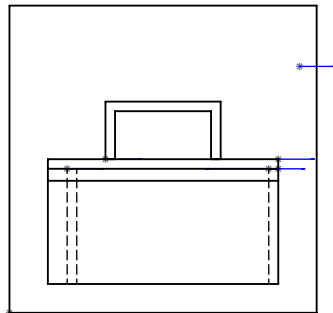
2

1

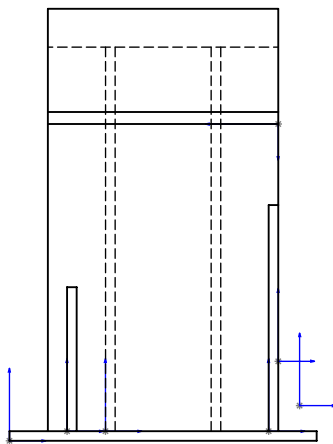
NOTES

1. TACK COMPLETE ASSEMBLY IN ANY POSITION.
2. WELDING TO BE COMPLETED WITH PLATE #1 FLAT TO THE TABLE.
3. ALL VERTICAL WELDS TO BE UPHILL.

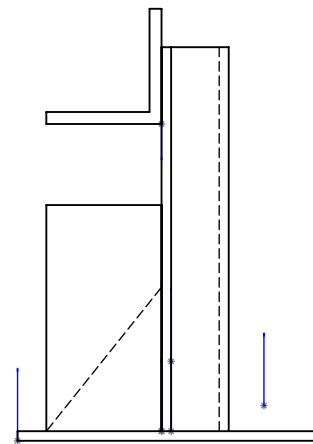
ITEM NO.	DESCRIPTION	QTY.
1	8"X8"X1/4" STEEL PLATE	1
2	3X5.0#X10" STEEL CHANNEL	1
3	3"X3"X5/16" X 6" LONG STEEL ANGLE	1
4	6"X10"X1/4" STEEL PLATE	1
5	3"X6"X1/4" STEEL PLATE	1
6	3"X3 3/4"X 1/4" STEEL PLATE	1



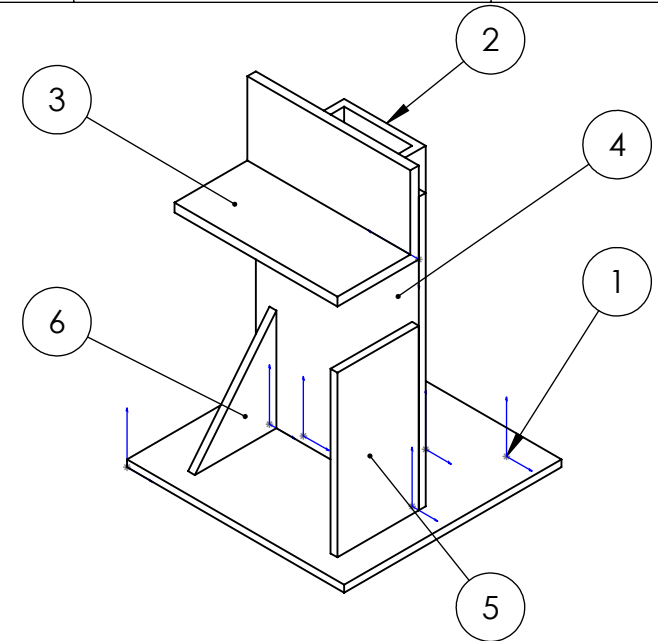
TOP



FRONT



RIGHT SIDE

**2020 SKILLSUSA WELDING CONTEST**

TITLE:

SMAW

SIZE DWG. NO.

REV

A

SCALE: 1:5

SHEET 3 OF 4

2

1

B

B

A

A